

If 1 Mode is fun then 2 Modes must be twice as fun... Right - The "Loops" Page

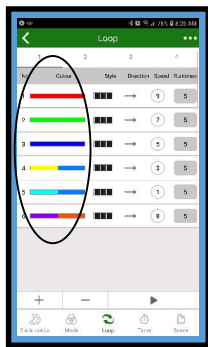
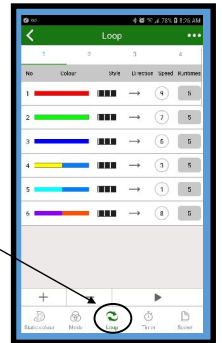
Next to the **"Modes"** icon at the bottom left, is the **"Loop"** icon.

A **"Loop"** is a series of modes that run in a row, one after the other.

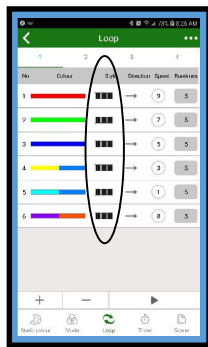
You can arrange 2 to 10 **"Modes"** to run in a **"Loop"** pattern.

Just by tapping the appropriate area on the screen, you can control the **Colour Pattern & Style** of each Mode. The **Direction & Speed** that each Mode runs as well as the **Number of Times** each Mode runs before changing to the next Mode in your Loop.

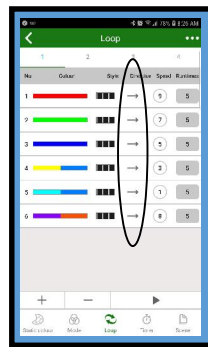
You can create up to **4** unique **"Loop"** patterns. They're all programmable based on the modes that you already have programmed into your App.



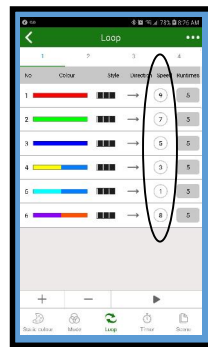
Colour Pattern



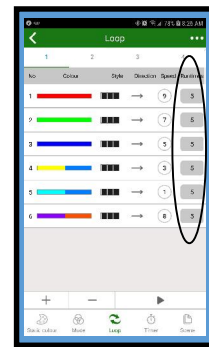
Style



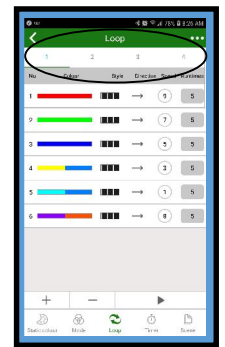
Direction



Speed



Runtimes



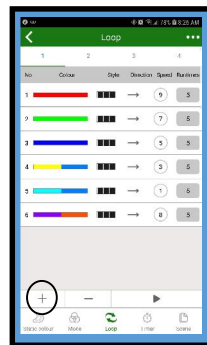
Loop Number

1-4

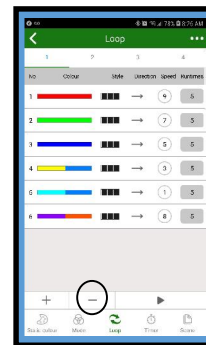
Add or delete Modes from your **"Loop"** pattern by tapping on the **"+"** or the **"-"** icons located at the bottom of the page.

And...

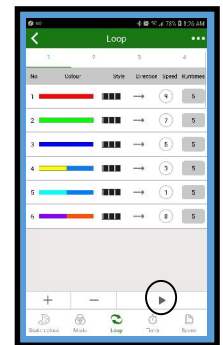
Once you have a **"Loop"** pattern you want to see in action, simply tap the **"Play"** icon also at the bottom of the page to start the Loop.



Add a Mode



Delete the last Mode



Play the Loop